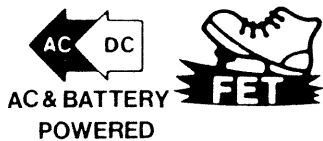


BOSS

DF-2 **SUPER** **Feedbacker** **& Distortion**

INSTRUCTIONS

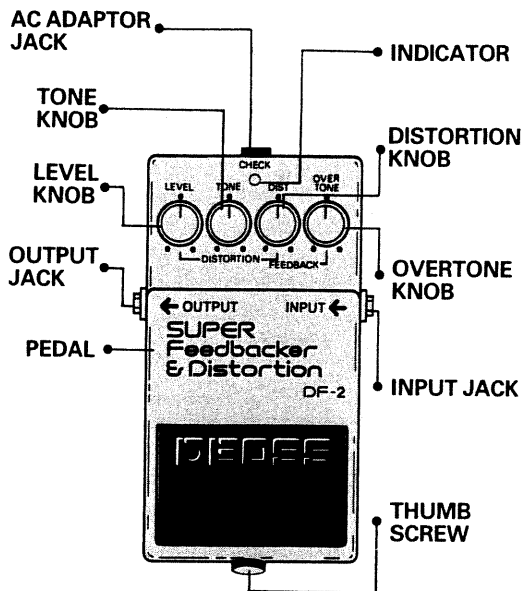


● Please read these instructions carefully.

The BOSS DF-2 is a unique effect device that incorporates distortion and the feedback, born with a completely new concept.

Regardless of the type of the guitar or amplifier you use, or the setup of them, feedback effect can be easily obtained simply by picking a string (single note), then holding the pedal down. The unique two mode pedal switch system allows you to change the mode as Normal ↔ Distortion ↔ Feedback by pressing the pedal.

PANEL DESCRIPTION



mode as Normal → Distortion. The Feedback effect is obtained by picking a string (single note) then holding the pedal down. As long as the pedal is being held down, the Feedback sound remains. Releasing the pedal here will turn the DF-2 to the Distortion mode.

* In incorporating an electronic switch, the DF-2 is free from click noise.

INDICATOR

This serves as a mode indicator and battery checker.

If this indicator lights upon pressing and quickly releasing the pedal, the DF-2 is in the Distortion mode. Then it goes out when the pedal is pressed again in the same manner, showing that the DF-2 is turned back to the Normal mode. The indicator will flash as long as the pedal is held down, indicating that the DF-2 is in the Feedback mode.

* If the indicator lights dimly or does not light up at all, battery replacement is required.

DISTORTION

This adjusts the depth of the distortion effect.

AC ADAPTOR JACK

This is to connect the AC adaptor (BOSS ACA-120, 220 or 240 depending on the line voltage).

TONE KNOB

This controls the tone color of the DF-2. Rotating this knob clockwise emphasizes higher frequency range, making sharp sound. Rotating it counter-clockwise boosts lower frequency, making soft sound.

LEVEL KNOB

This can be effectively used to minimize the volume difference between in normal and in effect modes.

As you rotate this knob clockwise, the volume of the effect mode becomes louder.

OUTPUT JACK

This is to connect to the amplifier.

PEDAL SWITCH

You can change the mode of the DF-2 as Normal → Distortion → Feedback, by pressing the pedal in different ways. Pressing and releasing the pedal quickly (within 0.3 seconds) will change the

difference between normal and effect sounds. Rotating the knob clockwise will deepen the effect and make sustain time longer.

OVERTONE

This is to control the harmonic contents of the Feedback sound. Rotating the knob clockwise will boost the sound one octave higher than input sound, and at its fully clockwise position, only the sound one octave higher is heard.

INPUT JACK

This is to connect the output of the electric guitar or other musical instrument.

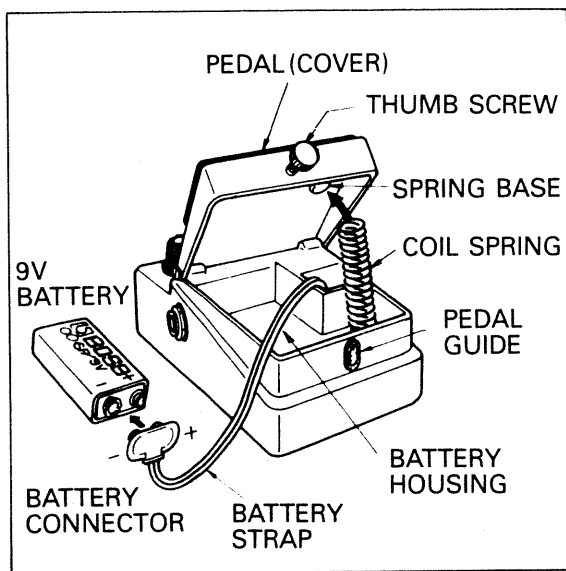
* Plugging the connection cord to this Input Jack will turn the DF-2 on. To turn it off, disconnect the cord.

THUMB SCREW

Loosen this screw to open the pedal for battery replacement.

* Do not remove the screw, or it may be lost.

BATTERY REPLACEMENT USE 9V BATTERY

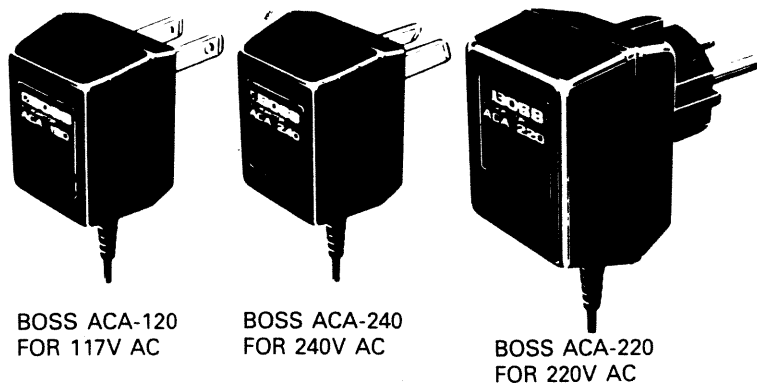


- 1 Loosen the screw and open the Pedal.
- 2 Take out the battery from the Battery Housing and pull up the Battery Strap.
- 3 Replace with a new battery.
- 4 Put the Coil Spring to the Spring Base and close the Pedal.
* Make sure that the Battery Strap is not caught in the Pedal or Coil Spring.
- 5 Firmly tighten the screw.

PRECAUTIONS

- If the DF-2 is not in use for a long period, remove the battery to prevent the trouble caused by the electrolyte leakage.
- If the battery voltage drops, effect becomes dull or no sound is produced. To prevent this, replace the battery, at the time you might think too early.
- Be sure to keep the battery securely connected even while using the AC Adaptor, then the DF-2 will continue to operate even if the AC Adaptor comes out during performance.
- Unplug the cord from the INPUT jack when the DF-2 is not in use, to avoid battery waste.

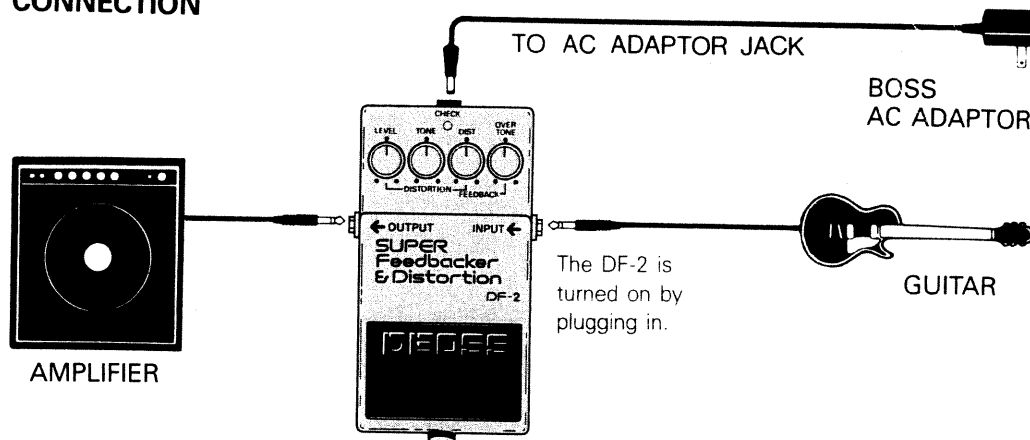
AC ADAPTOR (OPTION)



IMPORTANT

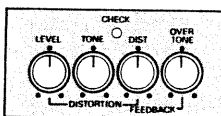
- When operating the DF-2 from AC line, use the BOSS AC Adaptor.
- Avoid using the DF-2 in extreme heat, humidity or where it may be affected by dust.

CONNECTION



If the DF-2 is not to be used, disconnect the connection cable from the Input Jack.

OPERATION

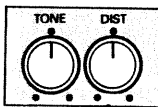


- 1 Make sure that all the connections are correctly made. Then set the controls as shown left.

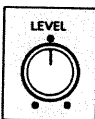


- 2 Press and release the pedal quickly (within 0.3 seconds). If the indicator lights up, the DF-2 is turned to the Distortion mode, and if it stays off, the Normal mode. As long as the pedal is held down, the indicator flashes and the Feedback sound remains.

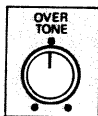
* Feedback effect is obtained by picking a string (single note) then holding the pedal down



- 3 By using the Tone and Distortion Knobs, make the desired tone color.



- 4 To reduce the volume difference between the normal and effect sounds, adjust the effect volume by using the Level Knob.



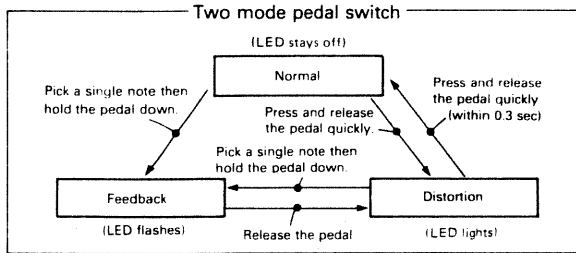
- 5 Make the desired Feedback sound by using the Overtone Knob.

NOTES ON FEEDBACK EFFECT

- If you input a chord instead of a single note and try to obtain the Feedback effect, the resulting pitch will be totally irrelevant to the chord.
- Even with a single note picking, if you have set the volume too low, or press the pedal too soon or too late, the pitch of the feedback sound becomes unstable.
- Be sure to press the pedal while stable picking sound is output.

SPECIFICATIONS

Power	Battery 9V (1) AC Adaptor (ACA-120, 220 or 240)
Current Draw	10mA at 9V
Controls	Distortion, Tone, Level (Distortion), Overtone (Feedback)
Others	Normal Effect (2 Modes) Selector Switch, Indicator
Jacks	Input, Output, AC Adaptor
Input Impedance	1M Ω
Output Load Impedance	over 10k Ω
Dimensions	70(W) \times 55(H) \times 125(D)mm 2-3/4"(W) \times 2-3/16"(H) \times 4-15/16"(D)
Weight	450g 1lb



The DF-2 adopts the unique two mode pedal switch system that allows changing the mode like Normal \rightarrow Distortion \rightarrow Feedback by pressing the pedal. Please study the figure shown left for proper operation

 **BOSS**

Products of Roland

Printed in Taiwan '90-10-D3-11C

 Roland®

2603069200

UPC

2603069200



10981

 **BOSS**