



Digital **SYNSATIONS**

Soundbank Manual

Software Version 1.4
EN 170328

End-User License Agreement (EULA)

Do not use this product until the following license agreement is understood and accepted. By using this product, or allowing anyone else to do so, you are accepting this agreement.

This End-User License Agreement (EULA) represents the contractual conditions between you, the Licensee, and UVI, located 159 rue Amelot, 75011 Paris - France for the use of software, documentation and other materials created by UVI.

You should not register, install or use UVI Products until the following license agreement is understood and accepted.

By using UVI Products, or allowing anyone else to do so, you are accepting this agreement.

A- License Grant

1. UVI grants to you, subject to the following terms and conditions, the non-exclusive right to use each authorized copy of the Product.

2. UVI Product license are granted only to a single user. You may use this product on up to three separate computers or iLok Dongles, which shall be owned and used by you exclusively.

3. Renting or lending the licensed Software to a third party is expressly forbidden.

4. Except if otherwise stated within this EULA, Licensee may resell the software to a third party or transfer the software permanently. Request may be done using the 'Transfer License' feature in your iLok account, subject to a \$25 fee per-license (\$50 maximum) by Pace. The serial number of the Product will be transferred to the third party by UVI, and Licensee's original registration will be deleted.

5. Resale or ownership transfer of individual products obtained in a bundle, or those used to upgrade or cross-grade to other products are not allowed.

6. UVI allows you to use any of the sounds and samples in the products you've purchased for commercial recordings without paying any additional license fees or providing source attribution to UVI.

7. This license expressly forbids resale or other distribution of the sounds and software included in the Product or their derivatives, either as they exist on disc, reformatted for use in another digital sampler, or mixed, combined, filtered, resynthesized or otherwise edited, for use as sounds, multi-sounds, samples, multi-samples, wavetables, programs or patches in a sampler, microchip or any hardware or software sample playback device. You cannot sell the Product content or give it away for use by others in their sampling or sample playback devices.

8. In the event UVI terminates this agreement due to your breach, you agree to return the original and all other copies of the software and documentation to UVI.

9. UVI reserves all rights not expressly granted to herein.

B- License Activation

1. In order to use UVI Products it is required that you authorize them by registering your Serial Number on uvi.net/register, have a free iLok account (not necessarily a dongle) and install the free iLok License Manager (done automatically by UVI Workstation and Falcon installers). It is impossible to use UVI Products if they are not registered and authorized.

2. During authorization you will need to enter your name, email address and postal address which will be stored in the UVI database. UVI uses a secure SSL connection with 128-bit-encryption that meets current security standards to transmit your data over the web. For further information about UVI's handling of personal data please see: <https://www.uvi.net/privacy-policy>

3. The UVI Product license allows up to 3 simultaneous activations on any combination of iLok dongles and computers. Activations can be moved between devices at anytime through the iLok License Manager.

C- Protection of Software

You agree to take all reasonable steps to protect the Product and any accompanying documentation from unauthorized copying or use. You agree not to modify the Product to circumvent any method or means adopted or implemented by UVI to protect against or discourage the unlicensed use or copying of the Product.

D- Ownership

Ownership of, and title to, the enclosed digitally recorded sounds (including any copies) are held by UVI. Copies are provided to you only to enable you to exercise your rights under the license.

E- Term

This agreement is effective from the date you open this package, and will remain in full force until termination. This agreement will terminate if you break any of the terms or conditions of this agreement. Upon termination you agree to return to UVI all copies of this product and accompanying documentation and destroy any other copies made.

F- Restrictions

Except as expressly authorized in this agreement, you may not rent, lease, sub-license, distribute, copy, reproduce, display, modify or timeshare the enclosed Product or documentation.

G- NFR Serials and Free Products

UVI Products serial numbers labeled as "NFR" (Not For Resale) shall only be used for demonstration, testing and evaluation purposes. NFR Products may not be used for commercial purposes, and may not be resold or transferred. They are not eligible for license recovery and are exempt from update, upgrade or crossgrade offers, and cannot be purchased with or exchanged for vouchers. Furthermore, as an owner of an NFR Product, you are not entitled to promotions available for the commercial version of the Product.

H- No Support Obligation

UVI will make its best effort to support you in the event of technical difficulty with a UVI Product. However, UVI is not obligated to furnish or make available to you any additional information, software, technical information, know-how, or support.

I- Specifications and System Requirements

All technical specifications of UVI Products provided are intended to be estimates or approximations. Due to numerous variables no guarantees of compatibility or performance can be made. All such specifications shall be in writing. End-User is solely responsible for, prior to purchase, ensuring that End-User's devices are compatible and meet the system requirements for UVI Products, and that the applicable UVI Products meet End-User's requirements.

This EULA is governed by the laws of France.

©2017 UVI. All rights reserved.
All trademarks are the property of their respective owners.

Table of Contents

Introduction	4
DS1	
Interface	5
Preset List	6
DS77	
Interface	7
Preset List	8
DS90S	
Interface	9
Preset List	10
DSX	
Interface	11
Preset List	12
Links	13
Credits and Thanks	14

Introduction



Digital Synsations

In the late 80's and early 90's the synthesizer landscape began to change. A new breed of keyboards began appearing in shops, records and on stage; matte black behemoths eschewing the familiar knob arrays for uniform clusters of discrete buttons and glowing green LCD screens. They signaled more than a shift in interaction with our musical counterparts, they ushered in the era of the digital synth.

To those willing to forgo the immediacy and ease-of-editing of the analog synth world, these keyboards offered amazing features such as massive polyphony, extensive on-board sequencer and pattern memory, removable storage and digital effects. In addition to the immediate benefits of digital processing some of these keyboards also dawned innovative hybrid synthesis techniques, combining sample playback with classic methods allowing synthesists and musicians the opportunity to explore new sonic territory.

Minimum System Requirements

- UVI Workstation 2.6+ or Falcon 1.0+
- 10.1GB of disk space

For more information on the installation process, please refer to the document: [Soundbank Installation Guide](#)



DS1 - Interface



1 ► Mono/Poly

Switch between mono and poly voicing

2 ► Amplitude

- » **ADSR**
Typical envelope controls for the amp
- » **Vel > Atk**
Remaps Attack to Note Velocity
- » **Velocity**
Adjust the amp velocity sensitivity

3 ► Filter

- » **ADSR**
Typical envelope controls for the filter
- » **VEL**
Adjust the filter velocity sensitivity
- » **CUT**
Filter cutoff frequency
- » **RES**
Filter resonance amount
- » **ENV**
Depth of the filter envelope
- » **Filter Type**
Multimode filter can be set to low-pass [LP], band-pass [BP], or high-pass [HP]

4 ► Pitch

- » **Depth**
Sets the depth of portamento
- » **Time**
Sets the glide time

5 ► Drive

- » **On/Off Switch**
- » **Amount**
Sets the drive amount

6 ► Stereo

- » **Mode - Off** [mono]
- » **Mode - Alt**
Stereo position alternates L/R every note, width controlled by [Width]
- » **Mode - Uni**
Layers multiple samples and augments them for increased stereo presence
- » **Color**
Utilizes neighboring samples from the library to a unique effect
- » **Width**
Sets the stereo width [ALT mode]
- » **Tune**
Detunes the unison layers [UNI mode]

7 ► Bit Crusher

- » **Bit Crusher On/Off**
Enable/Disable the Bit Crusher effect
- » **Bit**
Set the bit reduction
- » **Frequency**
Set the Bit Crusher sample rate
- » **Drive**
Adjust the overdrive amount of the Bit Crusher effect

8 ► Effects

- » **Phaser**
Adjust effect mix amount
- » **Delay**
Adjust effect mix amount
- » **Reverb**
Adjust effect mix amount

9 ► Modwheel

- » **Power/Amount**
Easily route your controllers Modwheel to control common parameters such as Vibrato, Tremolo and Filter Depth

DS1 - Preset List

Bass

Clav Dirty Bass
Crunch Power
Digital Fake
Duran X 2
Gritty Bass
Marcus Thumb
Muted B
My Double Bass
Pastorius Land
Synth Slap

Bells

Bell Air
Christmasonic
Church Bells
Mirah Bell
Orchestral Bells
Organ Bells
Ring My Bell
Sky Bells
Space Xylobell

Fretted

Dirty Clean
Double Guitar
Electric Steel
Garage Band
Harmodreams
Nylon Digital
Strato Crunch
The Fret and The Beauty

Keys

Digital Clav
DraculorgAn
Dream Electric
Fast Tremolo EP
FM Dyno
Hybrid Keys
Modern Doors

Mythical M Organ

Mythical M Piano

Nineties Stack

Perky Organ

Power Piano

SG Road

Soft Airy Church

SpaCelesta

Misc.

Electro Pop Corn

Ethnic Roll

Find the Mistake

FX Wheel Me 1

FX Wheel Me 2

Indian Steel Drums

Long Evolution

Mayhem of Loops

Mini Balafon

Multi Percs 1

Multi Percs 2

Multi Percs 3

One Thing

Perky Fluty

Peruvian Flavours

Run Mandolin

Short Wood

Tajma Hall

Orchestral

Baroque Harpsi

Digital Requiem

Ensemble Arco

Flute Ensemble

Full Horn Section

Large Choir 1

Large Choir 2

Open Orchestra

OrCELTICestra

Philharmonia

Pop Brass

So Emotional

Soft Buggle

Space Oboe

TubulOrchestra

Pads

Bell Ominous

Chocolate Factory

Dream On

Hybrid Deep

Majesty

Moving Cycle

My Choirs

Nineties Pad

Paddy Fluty

Porta Chording

Porta Voices

Slow Stack

Space Requiem

Super Air

Vox Planet 1

Vox Planet 2

Wheel Me Tender

Zenithsphere

Synth Poly

Digital Fretted

DupStep Vox

Harsh Digital String

Pana Dubstep

Poly Brassy

Poly Vox

The Funky Poly

Synth Solo

Blow Lead

Echo Land

Funny Lead

Glassy Fluty

Phasio Lead

Solo Crunch

That Flute

The Funky Solo

Tight Synth

Typical House Sax

DS77 - Interface



1 ► Mono/Poly

Switch between mono and poly voicing

2 ► Amplitude

» ADSR

Typical envelope controls for the amp

» Vel > Atk

Remaps Attack to Note Velocity

» Velocity

Adjust the amp velocity sensitivity

3 ► Filter

» ADSR

Typical envelope controls for the filter

» VEL

Adjust the filter velocity sensitivity

» CUT

Filter cutoff frequency

» RES

Filter resonance amount

» ENV

Depth of the filter envelope

» Filter Type

Multimode filter can be set to low-pass [LP], band-pass [BP], or high-pass [HP]

4 ► Pitch

» Depth

Sets the depth of portamento

» Time

Sets the glide time

5 ► Drive

» On/Off Switch

» Amount

Sets the drive amount

6 ► Stereo

» Mode - Off (mono)

» Mode - Alt

Stereo position alternates L/R every note, width controlled by [Width]

» Mode - Uni

Layers multiple samples and augments them for increased stereo presence

» Color

Utilizes neighboring samples from the library to a unique effect

» Width

Sets the stereo width [ALT mode]

» Tune

Detunes the unison layers [UNI mode]

7 ► Bit Crusher

» Bit Crusher On/Off

Enable/Disable the Bit Crusher effect

» Bit

Set the bit reduction

» Frequency

Set the Bit Crusher sample rate

» Drive

Adjust the overdrive amount of the Bit Crusher effect

8 ► Effects

» Phaser

Adjust effect mix amount

» Delay

Adjust effect mix amount

» Reverb

Adjust effect mix amount

9 ► Modwheel

» Power/Amount

Easily route your controllers Modwheel to control common parameters such as Vibrato, Tremolo and Filter Depth

DS77 - Preset List

Bass

Big Modwheel Me
ClaviBass
Da Synth
Double Bass
Electric Bass
FM Square Bass
Nasty Talk
Organic
Pure Nineties
Trash Bass

Bells

Beauthybrid
Digital Like
Dyno Bells
Easter Bells
Happy Rotter
Larsenic
Little Portam
MadBell Men
Massy Christmas
Musical Box
Round Golden
Sponsor Bells
Voicy Bell
Whole F Bell

Keys

Clavi Style
Digital Clav
Digital Organ
DS Pure Tines
Electronic Dyno
Extrem Dyno
FM Clavinet
Grand One
Hamm Organ
Large Electric
Large Spatial Road
My Dream

New Age EP

Phasynet
Pure Digital Keys
Real Clav
RnB Road
Soft Church
Space Toy Piano
Vocal EP
Yanni Keys

Leads

Dirty Brassy
Dirty Poly
FM Lead
Happy Whistle
Hybridation
Kitch Sax Lead
Milka Lead
Scream X
Soliclave
Synth SolHorn

Misc.

Balaphonic
Disto Stack
Dreamology
Ethnic Pluck
FM Sarod
Fretted Synth
Fx Horlogery
Hesitation
Indian Flavour
Japamisen
Steel Electric Drum
Stratospheric
Vibraphone

Orchestral

French Ensemble
Full Ensemble
Glass Brass

Little Symphony

Simple Harp
Slowrchestra
Space Horns
Tutti Slowness
VibrOrchestra

Pads

Black Mont Blanc
DigOminous
Glossy Pad
Just Who Fly
Machine Strings
Magic Strings
Mellocoton
Motionesk
OMetal Pad
Pad on Five
Paradigm
Polaire
Slow Emotion
Smooth French
Solinox
SweePad
Ultra Dirty

Polysynth

Bronsky Poly
Cindy Bridge
Funky Mama
Ninth Dimension
Pluckmania 1
Pluckmania 2
Poly Keys
Raw Poly 1
Raw Poly 2
So Yummy Brass
Soft Digital Native
Synth Brass

Vocalized

Art of Voice
Chorizo
Ethereal Killer
Faith and Choir 1
Faith and Choir 2
Gladiators
Hummanoid
Hybrid Vocal
Lady GaVox
Massivocal
Planet Vox
Portachoir
Vocal Glass

DS90S - Interface



1 Mode

Switch between mono and poly voicing

2 Amplitude

- » **ADSR**
Typical envelope controls for the amp
- » **Vel > Atk**
Remaps Attack to Note Velocity
- » **Velocity**
Adjust the amp velocity sensitivity

3 Filter

- » **ADSR**
Typical envelope controls for the filter
- » **VEL**
Adjust the filter velocity sensitivity
- » **CUT**
Filter cutoff frequency
- » **RES**
Filter resonance amount
- » **ENV**
Depth of the filter envelope
- » **Filter Type**
Multimode filter can be set to low-pass [LP], band-pass [BP], or high-pass [HP]

4 Pitch

- » **Depth**
Sets the depth of portamento
- » **Time**
Sets the glide time

5 Drive

- » **On/Off Switch**
- » **Amount**
Sets the drive amount

6 Stereo

- » **Mode - Off** (mono)
- » **Mode - Alt**
Stereo position alternates L/R every note, width controlled by [Width]
- » **Mode - Uni**
Layers multiple samples and augments them for increased stereo presence
- » **Color**
Utilizes neighboring samples from the library to a unique effect
- » **Width**
Sets the stereo width [ALT mode]
- » **Tune**
Detunes the unison layers [UNI mode]

7 Bit Crusher

- » **Bit Crusher On/Off**
Enable/Disable the Bit Crusher effect
- » **Bit**
Set the bit reduction
- » **Frequency**
Set the Bit Crusher sample rate
- » **Drive**
Adjust the overdrive amount of the Bit Crusher effect

8 Effects

- » **Phaser**
Adjust effect mix amount
- » **Delay**
Adjust effect mix amount
- » **Reverb**
Adjust effect mix amount

9 Modwheel

- » **Power/Amount**
Easily route your controllers Modwheel to control common parameters such as Vibrato, Tremolo and Filter Depth

DS90S - Preset List

Bass

Analogish
Big Bass
Digital Harp JMJ
DigiTaurus
DS90s Wave Bass
Dual Slappy
FM Bass
Funk Analog B
Hard Drone
Huge Analog B
Hummer Digital
Hybrid Synth Bass
Imagination Bass
Mega Square
My Crazy B
Nineties Dubstep
Omni Bass
Pure Synth Bass
Reggaetonix
Road F Bass
Seq Glassy Bass
Space Slap
Tangerine Delay
Thumb Number
Ultra Bass
Vancouver Bass
Very Low Rkestra

Bells

Digital Box
Dream Bells
Fifth Dimension
Glass and Pad
Harpsybell
Iconic Bells
Kalimbell
Light Bells
Mad Chinese
Majestic Chimes
Mike New Field
My Little Bell
Nineties Hi Bells
One Digital Bell
Organic D90s Bells
Position Bell
Pro Ana Bells
Robert Bells

Soft Dirty Bells
Space Carillon
Sure Thing
Synth Analog Bell
That Bell
Unique Random

Keys

Dark Synth Piano
Digital Keys
Dual Clav
Full Tines 90s
Hard Dyno
Karoussel Mania
Keys Cassie
Little Piano
Magic Church
My Paroisse
Nineties Funk
OrganX
Percussiv Organ
Romantic Keys
Screamosphere
Soft Dirty Organ
Soft Keytar
Space Upright
Space Wurlly
Synth Seq Keys
Ultra Soft Keys

Leads

BrassOloing
Curtis Pan Flute
Funky Five
Hard Panned Flute
House Lead
Hybrid Solo Synth
Jairo Lead
Latino Flute
Nine Lead
Pure Soft
Scream Solo
Shakuashi
Shop Lead
Shorty Slog
Solead Six
The Bee StooFly
Ultra Soft Solo Pad

Zebra Clinton

Pad - Choir

BBW Pad
Fair Synsations
Fairosphere
Flute Landscape
Glassy Glossy
La Chapelle
Mellow Choir
Moldavia
Monastere
Multi Flavored
My Padroisse
Ominalog
Pad in Box
Power Pad
Shaku Pad
Smooth and Dark
Space Choir
Sparkle D Pad
Synth Glass Vox
Tron Choir
Wheel to High
Zodiac Pad Bells

Polysynth

Hook Factory
Mallet Planet
Neat Analog
Obese Poly
Pol Crazy
Poly Metal
Power Synth
Scream Brass
Serious Synth
Short One
Skrillexed
Softy Poly
Standard Synth
Vangelis Feel

Strings-Orchestra

Digital Opening
Dynamic Ensemble
Ethereal Orchestra
Expressive Strings
Fastrings Brassy

Full Section

Harp and Orchesta
JarrOrchestra One
JarrOrchestra Two
Marcascendo
My White
Ominous Digital
Rugged Strings
Section French
Slow Lee Wood
Solo Detache
String Machine
Stringanalog
Tutti Orchestra

Sweeps

Chama Low
Flower Power
Hybrid Sweep
Naturalia
Steady Sweeepy
Sweep on Wheel
Sweeepy Lopez

Synth Brass

Classic Analog
Fat Brass
Funky Fresh
Iconic Brass
Matrix Brass
Mellow Brass
Number One
OB Phatty
Party Hook
Porta Brass
Power Brass
Pure Synth Brass
Soft Brass Ensemble
Solid Brass
Stab Digital
Tower Power
White Horns

DSX - Interface



1 ▶ Mode

Switch between mono and poly voicing

2 ▶ Amplitude

» ADSR

Typical envelope controls for the amp

» Vel > Atk

Remaps Attack to Note Velocity

» Velocity

Adjust the amp velocity sensitivity

3 ▶ Filter

» ADSR

Typical envelope controls for the filter

» VEL

Adjust the filter velocity sensitivity

» CUT

Filter cutoff frequency

» RES

Filter resonance amount

» ENV

Depth of the filter envelope

» Filter Type

Multimode filter can be set to low-pass [LP], band-pass [BP], or high-pass [HP]

4 ▶ Pitch

» Depth

Sets the depth of portamento

» Time

Sets the glide time

5 ▶ Drive

» On/Off Switch

» Amount

Sets the drive amount

6 ▶ Stereo

» Mode - Off (mono)

» Mode - Alt

Stereo position alternates L/R every note, width controlled by [Width]

» Mode - Uni

Layers multiple samples and augments them for increased stereo presence

» Color

Utilizes neighboring samples from the library to a unique effect

» Width

Sets the stereo width [ALT mode]

» Tune

Detunes the unison layers [UNI mode]

7 ▶ Bit Crusher

» Bit Crusher On/Off

Enable/Disable the Bit Crusher effect

» Bit

Set the bit reduction

» Frequency

Set the Bit Crusher sample rate

» Drive

Adjust the overdrive amount of the Bit Crusher effect

8 ▶ Effects

» Phaser

Adjust effect mix amount

» Delay

Adjust effect mix amount

» Reverb

Adjust effect mix amount

9 ▶ Modwheel

» Power/Amount

Easily route your controllers Modwheel to control common parameters such as Vibrato, Tremolo and Filter Depth

DSX - Preset List

Bass

Attackanalog
Digital Electric
Electric Pick
Mode Depeche Like
Move your B
Nineties Back
Pure Analog B
Slap Wha Wheel
So Analog
Square Bass
Transistoring

Bells - Mallet

Caribbean Steel
Digital Sanzations
Digital SX Bells
Doors Bells
Little Celesta
M Balafon
Mallet Vibes
Mini Christmas
Smallet Box
Space Steel Drums
Synth Bells

Composite - Stack

Digital Native
Dream Piano Pad
Frets and Pads
Guitar Sine
Multi Layer Keys
Nineties Piano Strings
Space Guitar
Stackosphere
Strings and Horns

Electric Pianos

Composite Road
DSX Piano
DX Piano
Dynogital
Electric Synth Piano
Express Hybrid
FM Synsations
Hard Tines
Large Tines
Mixed Road Grand
Modeling Tines
Orlando Road
Tines after Time
Ultra Soft Road
Wurlysoniq

Leads

Analog Scream
Digital Square
High Solo
Hybrid Lead
MarimPan
Scie Musicale
Skrill Guitarex
Solo Synth Brass
Super Analog
Tutti Flutti

Misc. Keyboards

Baroque Harpsy
Clavi Planet
Concert Piano
Crunch Fast Organ
Digital Grand
Doors Maniac
Full Church

Full Drawbars

Grand One
Hybrid Piano
The Jaguar

Orchestral - Strings

Dark Orchestra
Dynamic Ensemble
Fair Orch Hit
Full Stacked
Large Strings
Marca Sean
Orchestral Timp
Power Strings
Soli Chamber
ZeBrass

Pad - Choir








Choirotron
Dark Portland
Deep Vox
Ever East
Hyper Majestic
Jack Mountain
MagiChorale
Mellow Cotton
Moving Pad
Padamento
Quaduo Bed
Space Choir 1
Space Choir 2
Very Fair X
War of Pads
Polysynth-Brass:
A Classic Brass
Digipolis
Eighties Pop Brass
Fat Synth Brass

Full Brass

Funky Digi Brass
Poly Snipper
That Polysynth

Links

UVI

- Home uvi.net/ 
- Soundbank Installation Guide [installing_uvi_soundbanks_en.pdf](#) 
- UVI Workstation User Guide [uviworkstation_user_guide_en.pdf](#) 
- Your Registered Product Serial Numbers and Download Links. uvi.net/my-products 
- FAQ uvi.net/faq 
- Tutorial and Demo Videos youtube.com/ 
- Support uvi.net/contact-support 

iLok

- Home ilok.com/ 
- iLok License Manager ilok.com/ilm.html 
- FAQ ilok.com/supportfaq 

Digital SYNSATIONS

Credits and Thanks

Produced by UVI

Recording / Editing / Sound Design

Damien Vallet
Kevin Guilhaunou
Alain J Etchart

Software + Scripting

Olivier Tristan
Remy Muller

GUI

Nathaniel Reeves

Documents

Nathaniel Reeves
Kai Tomita

Special Thanks

Chrisian Sales
Manu @ Masterwave for everything!



UVI.NET